



Invacare®

# Spectra XTR3

More Choice, More Style

LINX®



The *Invacare Spectra XTR3* is a compact chair with a new sense of style to match the individual's lifestyle and individuality. This remarkable chair boasts a powerful yet smooth driving experience with enhanced colour options for a unique look and feel. Key features include:

- Wide range of colour options
- Comfortable rear-wheel drive
- Compact design
- Simply Smart **LiNX**® control system



### Show your personality

The *Spectra XTR3* has been designed to allow the individual to customise a chair to their personal taste. Choose from an impressive range of 7 shroud, 2 frame and 3 rim colour options, all of which sit nicely against the black non-marking tyres and front forks.

### Performance and Comfort

The *Spectra XTR3* has a sophisticated spring suspension system to provide outstanding outdoor appeal for a smooth drive. It is available with two motor versions for driving speeds of up to 6 or 10 km/h and its enhanced 50Ah Gel battery ensures a reliable journey.

### Compact design

Excellent indoor mobility is obtained due to the particularly compact dimensions of the *Spectra XTR3*. When choosing smaller castors, this feature is optimised, providing a width of below 590 mm.

## Simply Smart LiNX control system

*Invacare LiNX* is our new insight inspired control system that learns over time to bring a revolutionary driving experience. Thanks to its unique modular design, this futureproof system can be seamlessly expanded and tailored to complement changing needs.

The Simply SMART control system allows programming and maintenance updates to be made wirelessly in real time via bluetooth – making the *Spectra XTR3* one of the easiest powerchairs on the market to service and maintain. With easy access to statistical and diagnostic information, **LiNX** allows complete visibility for professionals. Features include:




### Icon based menu structure

The design of the new user interface focuses on ease of use, simplicity and reliability. It is very straightforward for everyone to use, including those with limited cognitive abilities.

### Total control

For more complex control needs, **LiNX** improves functionality, driving control and performance while **G-Trac**® (optional) enhances this and ensures the directions indicated by the control are followed by the chair.

## Features and options



### Available in a range of colours

Personalise with a choice of 7 shroud colours, 2 frame colours and 3 rim colours. Providing a total of 42 colour combinations.



### Black non-marking tyres

Black non-marking tyres with black front forks give a stylish modern look.



### Seat lifter

A seat lifter of 300 mm, including powered tilt function of up to 30°, maximises the use of the **Spectra XTR3**. It also features lower seat to floor heights in conjunction with our Modulite™ seat system.



### Matrix® Seating

A wide choice of **Matrix** backs and seat cushions available to maximise support and comfort.



### Telescopic seat frame

The telescopic seat frame allows for adjustments in width from 330 to 530 mm. The **Modulite** seat rail offers stepless adjustment of the backrest, armrest and positioning accessories.



### Quieter Motor Brakes

The **Spectra XTR3** features a quieter brake release



### Spring for suspension

The spring suspension system ensures a comfortable and stable drive, even at top speed.



### Different applications

Choice of two castor sizes depending on the requirements. Larger front castors offer better obstacle climbing.

## Technical data

For more comprehensive pre-sales information about this product, including the product's user manual, please see [www.invacare.co.uk](http://www.invacare.co.uk)

	Seat width	Seat depth	Seat height	Backrest height	Armrest height	Length of footrests	Seat angle
<b>One piece seat plate</b>	440 - 480 mm <sup>1</sup>	410 - 510 mm	450 mm <sup>3</sup>	480 mm	275 - 340 mm	290 - 470 mm <sup>3,4</sup>	0 - 20°
<b>Modulite™ telescopic seat</b>	330 - 530 mm <sup>2</sup>	410 - 510 mm	450 mm <sup>3</sup> / 450 - 750 mm <sup>3,10</sup>	480, 540, 560 mm <sup>3,11</sup>	245 - 310 mm	290 - 470 mm <sup>3,4</sup>	0 - 20° / 0 - 30° <sup>10</sup>
	Backrest angle	Driving unit width	Total height	Total length inc. Footrests	Total length without footrests	Total weight	Max. User weight
<b>One piece seat plate</b>	90° - 120°	590 / 620 mm <sup>5</sup>	930 mm	1160 mm <sup>6</sup> / 1210 mm <sup>10</sup>	820 / 840 mm <sup>5</sup>	98 kg <sup>9</sup>	130 kg
<b>Modulite™ telescopic seat</b>	90° - 120°	590 / 620 mm <sup>5</sup>	970 mm	1160 mm <sup>6</sup> / 1210 mm <sup>10</sup>	820 / 840 mm <sup>5</sup>	94 kg <sup>9</sup>	130 kg
	Battery capacity	Turning diameter	Max. Climbable obstacle height	Max. Safe slope	Motor capacity	Driving range	Speed
	ca. 50 Ah	1600 mm / 1630 mm <sup>10</sup>	60 mm <sup>7</sup>	18% (10°)	2 x 230 W	up to 30 km <sup>8</sup>	6 / 10 km/h



**matrix**  
SEATING SERIES

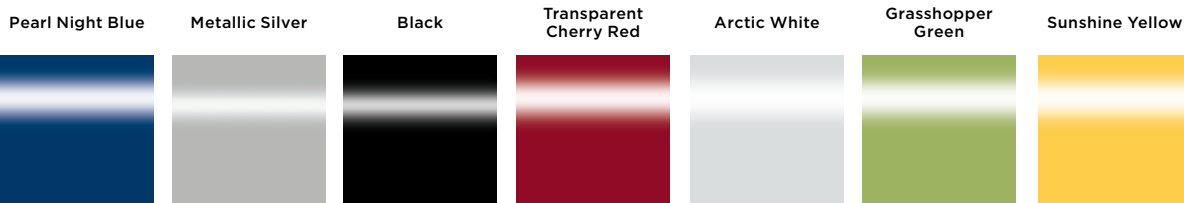
Invacare® Modulite™




1. Seat cushion 430 mm
2. Additional 50 mm by armrest adjustment
3. Measured without seat cushion / upholstery
4. Certain legrest lengths are restricted to a special legrest type
5. Width of wheelbase depending on castor size
6. Incl. standard legrests
7. 100 mm with kerb climber
8. According to ISO 7176-4:2008
9. Total weight is depending on configuration
10. With seat lifter or 30° COG tilt module
11. Depending on back support choice
12. Invacare **Modulite™** seat components are cross compatible across the Invacare power wheelchair range and partly with the Invacare Rea™ family.

The LiNX word, mark and logos are registered trademarks owned by Dynamic Controls and any use of such marks by Invacare is under license.

## Shroud colours



## Frame colours



## Rim colours



Invacare Limited  
Pencoed Technology Park - Pencoed  
Bridgend CF35 5AQ - United Kingdom  
Tel: +44 1656 776 222  
Fax: +44 1656 776 220  
E-mail: [uk@invacare.com](mailto:uk@invacare.com)  
Sales Order E-mail: [ordersuk@invacare.com](mailto:ordersuk@invacare.com)  
[www.invacare.co.uk](http://www.invacare.co.uk)

Invacare Ireland Ltd  
Unit 5 - Seatown Business Campus  
Seatown Road - SWORDS - County Dublin - Ireland  
Tel. +353 1 8107084  
Fax +353 1 8107085  
Email: [Ireland@invacare.com](mailto:Ireland@invacare.com)  
[www.invacare.ie](http://www.invacare.ie)

